



[? Help](#)

Middle School Admission 2023-2024 Entry

Eastside Prep Admissions

Welcome! To get started, please check in to register and setup your device. Please remember to disable all browser extensions and close all non-essential applications to free up system resources. You can then complete the practice questions as many times as you'd like before starting your Kira assessment.

[Check in](#)

[Learn more](#)

○ *EPS Student Online Assessment*

What to Expect – Step by Step

Check-in Email

You've been invited to [complete an assessment](#) for Middle School Admission 2023-2024 Entry at Eastside Prep Admissions.

The time has arrived! Please share this email with your student so that they can **check in below** to complete the online assessment for Middle School Admission (2023-2024 Entry) for Eastside Prep. While your student can complete this assessment any time before the January 12 admissions application deadline, we encourage them to complete it as close to their EPS Preview as possible, ideally within two weeks.

After your student has finished the assessment, they can also:

- Email questions for EPS Admissions staff to admissions@eastsideprep.org
- Email questions for EPS students to askastudent@eastsideprep.org
- To receive Flipgrid video responses to video questions students can ask, visit our [Ask A Student website](#)

Accommodations? If your student receives additional time for writing assignments based on their learning accommodations, please contact admissions@eastsideprep.org with the accommodation time details (e.g. time and a half, double time).

Two or more applicants in the family? If you have more than one EPS applicant for 2023-2024 in your household, we will require an alternate email address for one of your students to complete their online assessment. [Please complete this form](#) if this applies to your family.

We're excited to hear and read your student's responses!

Check in

*For more information about your assessment, click Check in to begin. Don't worry, you can check in now, and start your assessment later.

*You'll need a desktop or laptop computer with a webcam, microphone, and internet connection to complete the assessment.

*Kira assessments are designed to be accessible for all users, and we comply with Web Content Accessibility Guidelines (WCAG) 2.0 AA.

*In order to have the best possible experience, please disable all browser extensions (i.e. Grammarly, etc.), disable ad-blockers, close all non-kira browser windows and tabs, and close all non-essential computer applications to free up system resources.

If you have any questions, or cannot complete the assessment, please visit our [Help Center](#) or email support@kiratalent.com.

Kira Talent

- You will receive a check-in email two to three business days after attending an Admissions Preview Event.
- Email sender: Eastside Prep Admissions no-reply@kiratalent.com.
- Email subject line: Check in to complete the Eastside Prep online assessment for Middle School Admission (2023-2024 Entry) or Check in to complete the Eastside Prep online assessment for Upper School Admission (2023-2024 Entry).
- Click the Check-in box.




Home Page

- The assessment home page will open.
- From here, you can click the Check-in button and get started.
- Note: the home page for Upper School applicants is titled “Upper School Admissions 2023-2024 Entry.”

Time to Get Started!

- Work your way through the steps.
- The Welcome Video will share what to expect and how to navigate your experience.
- At the end of the Welcome Video click the Return to Check-in button on the bottom right.

 Help

1

Welcome Video
Meet the team

WATCH

2

Registration
Register your information

3

Device Setup
Prepare your device

4

Practice
Get comfortable using the platform

5

Assessment
Start your assessment for Middle School Admission 2023-2024 Entry

Return to Check-In

Registration

Please enter your information below. Required fields have an asterisk (*).



First name *

Last name *

EMAIL *

jchi@eastsideprep.org

Date of Birth *

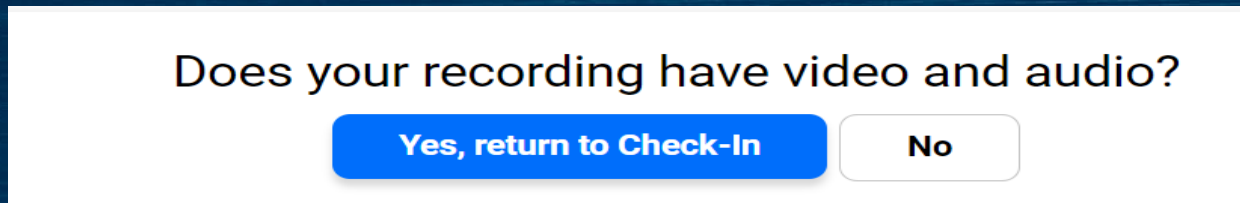
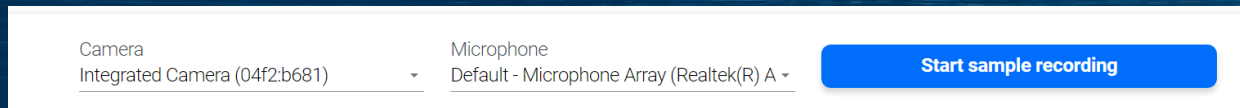
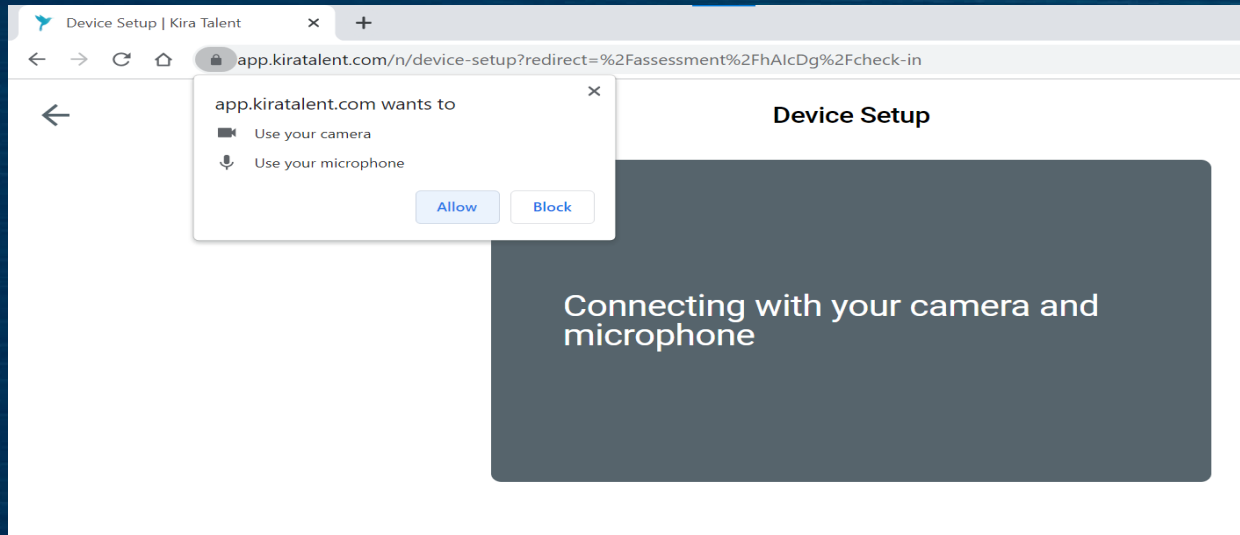
Please enter applicants date of birth (mmddyyyy)

☐ I agree to Kira Talent's [Terms of Service](#) and [Privacy Policy](#)*

Register

Registration

- Complete the Registration Home Page.
- Click Register.



Device Set up

- Click ALLOW access to microphone and camera.
- The camera will turn on and ask you to say something to test the microphone.
- You can change your camera and microphone settings on the bottom of the page.
- Record your test video.
- Play it back to ensure it is recorded with sound.
- If it worked, Click Yes, Return to Check-in. If not, click No and adjust the setting.



Hello, Test

Welcome to your practice. Your responses to practice questions are only available to you and cannot be reviewed by anyone else.

Please close all other tabs and applications before starting your practice.

[Start your practice](#)



Great work!

You've completed all of your practice questions.

[Practice again](#)

[Return to Check-in](#)

Practice Test

When you are ready, click **Start your Practice Test**.

You can complete the practice test **without starting the assessment**.

Take your time and get comfortable with the process.

When you complete all three practice questions, you can **Practice Again** or **Return to Check-in**.



Hello, Test

You're starting your assessment for Middle School Admission 2023-2024 Entry for Eastside Prep Admissions. You have 4 questions to complete.

Please close all other tabs and applications before starting your assessment.

Start

Assessment

- Please note that once you start the assessment, it has to be completed. You will not be able to pause the assessment.
- Be yourself! We want to hear from YOU. We are not worried about pauses and lost train of thought.
- Enjoy seeing and hearing from EPS community members while you go through the assessment, just like in the practice sessions.



Great job, Test!

You have successfully submitted your responses.

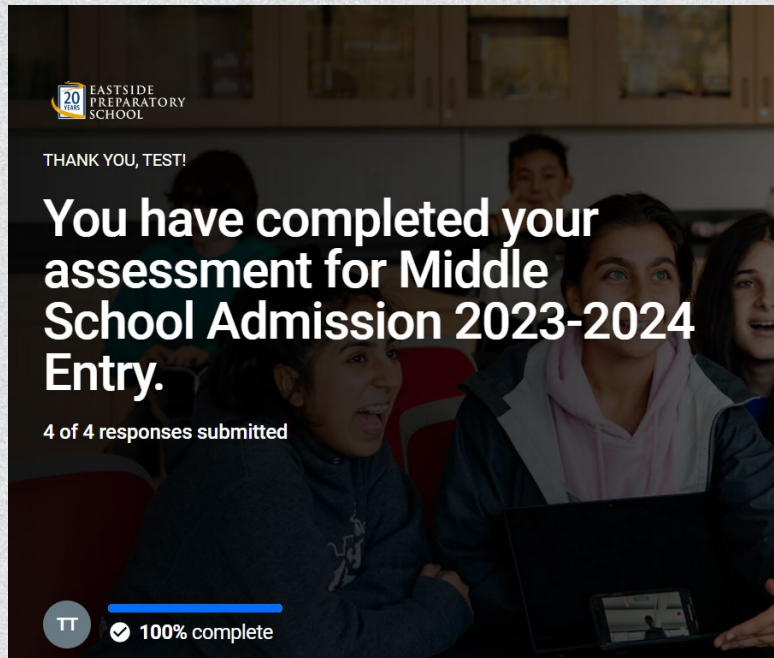
[Watch Closing Video](#)

Great job!

You did it!

Click the Watch Closing Video for next steps.

When you see this screen, you know you are 100% done with the assessment. You can take a deep breath and log off!



Learn More About EPS!

- Email questions for admissions staff to admissions@eastsideprep.org.
- Email questions for EPS students to askastudent@eastsideprep.org.
- Visit our student hub at askastudent.eastsideprep.org to:
 - Learn more about student life
 - Access the answers to frequently asked questions
 - Record a Flipgrid question for EPS students and receive a recorded answer in return
- View [EPS: An Introduction](#) to learn more about EPS.



EASTSIDE PREPARATORY SCHOOL

INSPIRING STUDENTS TO CREATE A BETTER WORLD